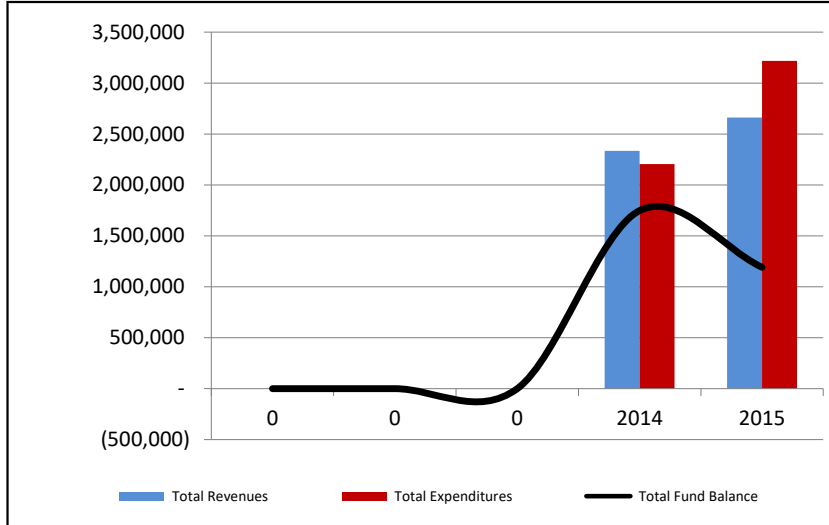


CITIZENS' GUIDE TO LOCAL UNIT FINANCES - Essexville - Bay

1. How have we managed our governmental fund resources (fund balance)

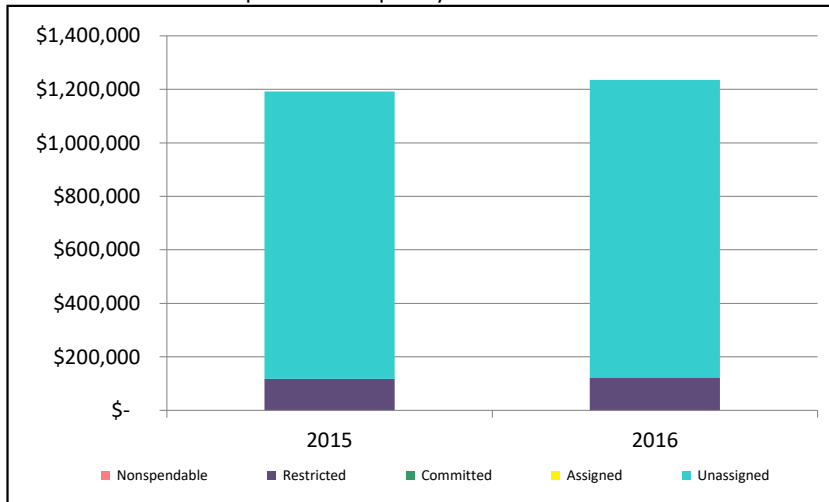


2. Compared to the prior year

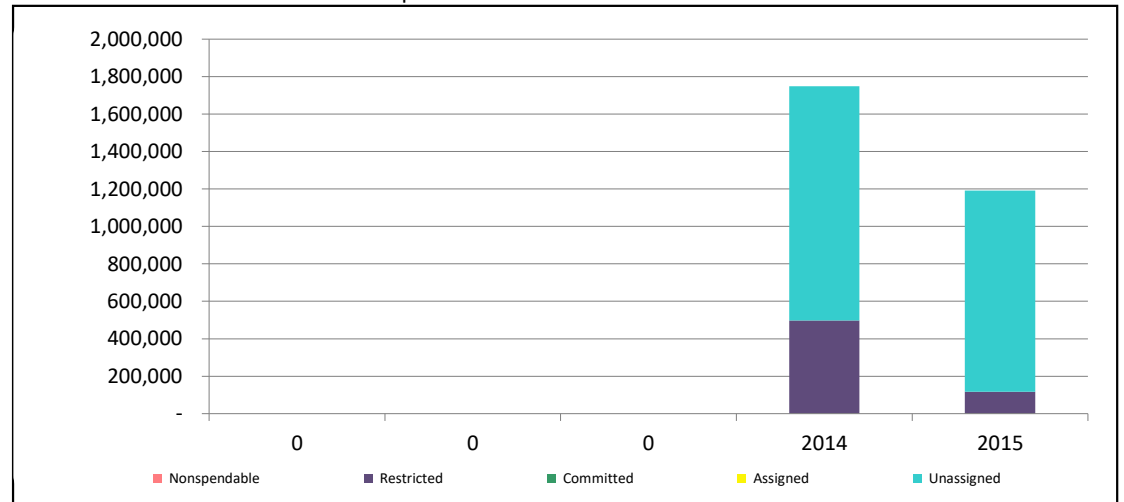
	2015	2016	Change
Revenues	\$ 2,660,677	\$ 1,982,398	-25.49%
Expenditures	\$ 3,217,327	\$ 2,105,157	-34.57%
Surplus (Shortfall)	\$ (556,650)	\$ (64,168)	-88.47%

Fund balance, by component:	2015	2016	Change
Nonspendable	\$ -	\$ -	N/A
Restricted	\$ 117,781	\$ 121,342	3.02%
Committed	\$ -	\$ -	N/A
Assigned	\$ -	\$ -	N/A
Unassigned	\$ 1,073,795	\$ 1,113,754	3.72%
Total Fund Balance	\$ 1,191,576	\$ 1,235,096	3.65%

3. Fund balance - compared to the prior year



4. Historical trends of individual components



Commentary:

#REF!