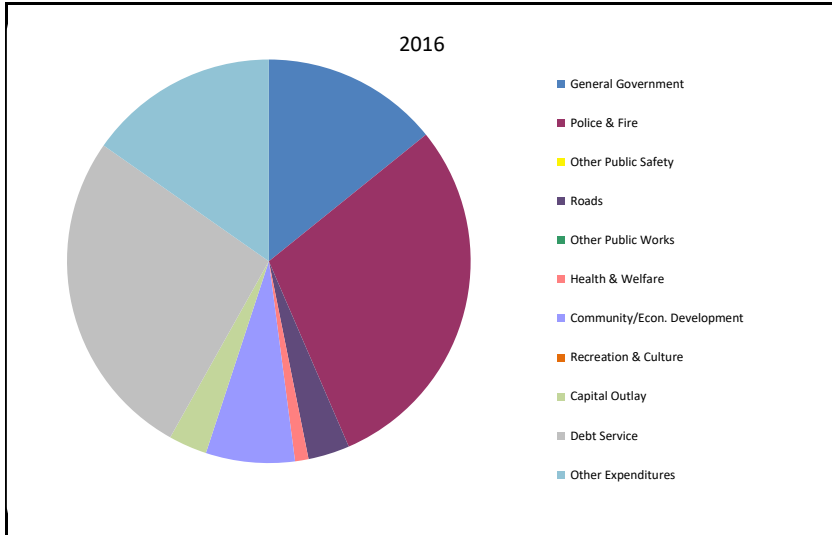


CITIZENS' GUIDE TO LOCAL UNIT FINANCES - Essexville - Bay

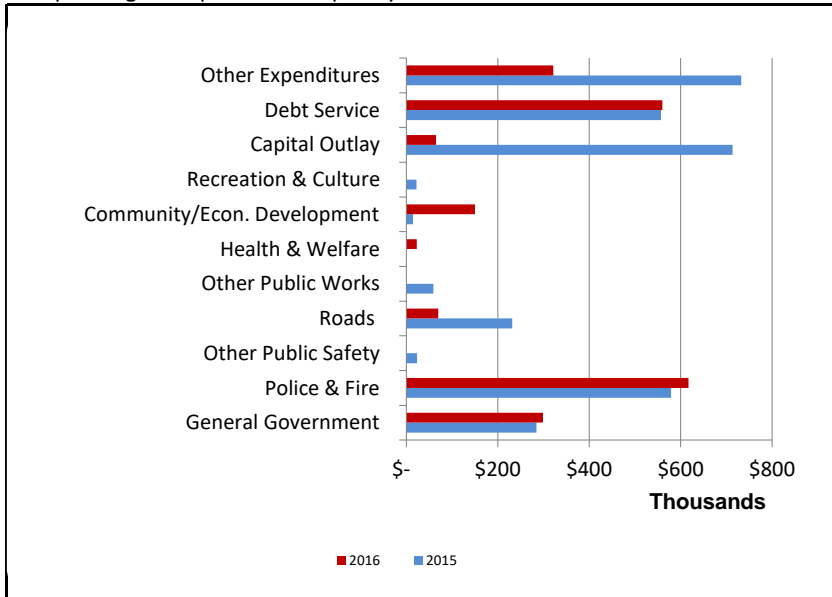
1. Where we spend our money (all governmental funds)



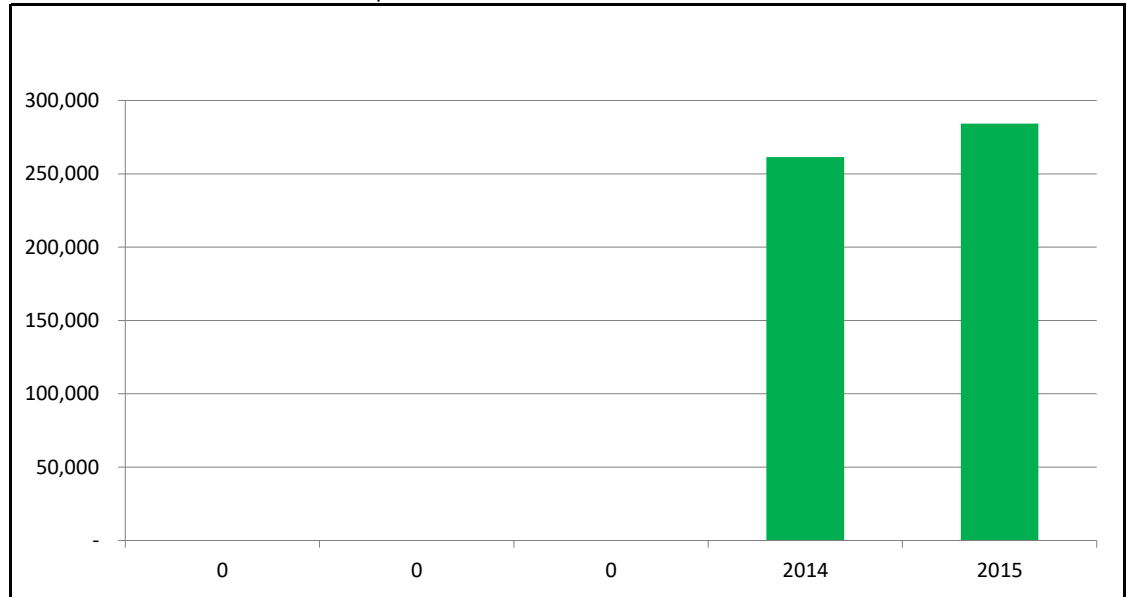
2. Compared to the prior year

	2015	2016	Change
General Government	\$ 284,276	\$ 299,000	5.18%
Police & Fire	\$ 578,997	\$ 617,137	6.59%
Other Public Safety	\$ 23,179	\$ -	-100.00%
Roads	\$ 231,400	\$ 70,000	-69.75%
Other Public Works	\$ 59,262	\$ -	-100.00%
Health & Welfare	\$ -	\$ 22,745	N/A
Community/Econ. Development	\$ 14,561	\$ 150,000	930.15%
Recreation & Culture	\$ 22,217	\$ -	-100.00%
Capital Outlay	\$ 713,662	\$ 64,774	-90.92%
Debt Service	\$ 557,253	\$ 560,000	0.49%
General Government	\$ 732,520	\$ 321,501	-56.11%
Total Expenditures	\$ 3,217,327	\$ 2,105,157	-34.57%

3. Spending - compared to the prior year



4. Historical trends of individual departments:



Commentary:

#REF!