




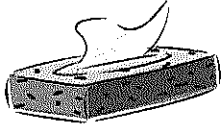
RECYCLING TIPS

Note: If your recycling materials are not properly prepared, GFL Environmental may notify you and not pick up your items until they are prepared properly for recycling.

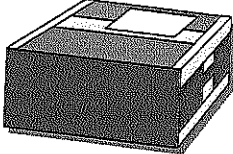



- ✓ Remember, recyclables are not trash. You are preparing a resource for manufacturing, so make sure you prepare them properly.
- ✓ Containers that are not completely rinsed may not be recyclable and can cause health/odor problems for the collectors and processors.
- ✓ Plastic lids usually are not marked and are not the same type of plastic as the container, so remove and discard them.
- ✓ Tin lids and caps from glass bottles and cans are recyclable with your tin cans.
- ✓ Pizza boxes and foam of any kind are **not** recyclable.
- ✓ Please stack newspapers in a brown paper bag to avoid fly away. Wet newspapers are not recyclable, please cover them if it is raining or wait until your next collection day.
- ✓ Boxes should be flattened and placed in a brown paper bag or bundled tightly with string.
- ✓ Corrugated cardboard must be bundled and tied in sections no bigger than 3 feet by 4 feet.
- ✓ If your materials are not properly prepared, the collector may notify you and not pick up your items until they are prepared properly for recycling.

If you experience problems you should first contact GFL Environmental at 1-989-753-7719.

RECYCLABLE MATERIALS PREPARATION GUIDE

	ITEM	YES	NO	HOW
<p><i>Place together in brown paper grocery bag</i></p>	<p>NEWSPAPERS & PHONE BOOKS</p>	Newspapers	No plastic wrappers	Stack neatly in brown paper bag to avoid fly away
		Newspaper inserts	No metal inserts	Keep materials clean
		Phone books	No board inserts	
		Glossy magazines	No product samples	
		Glossy catalogs	No plastic items	
	<p>MAGAZINES & JUNK MAIL</p>	Glossy flyers	No metal items	You can mix all paper together in one bag
		Glossy brochures	No plastic windows	
		Envelopes	No laundry soap boxes	
		Letters	No frozen food boxes	
	<p>MIXED OFFICE PAPER</p>	Photo copies	No wax coated milk cartons	Flatten all boxes
		Scratch paper	No wax coated juice cartons	Place all boxboard neatly in brown paper bag or bundle tightly with string
		Computer paper	No other wax coated cartons	
		Cereal boxes	No metal strips	
		Dry food boxes	No foil	
<p>BOXBOARD</p>	Shoe boxes/tissue boxes	No Pizza Boxes		
	Paper towel rolls	No Foam		

RECYCLABLE MATERIALS PREPARATION GUIDE

	ITEM	YES	NO	HOW
Bundle	CORRUGATED	Corrugated is two layer board with a wavy middle layer Brown paper bags	No wax coated boxes No food contamination No wood/foam supports No Pizza Boxes	Flatten all boxes Bundle and tie corrugated in 3' X 4' sections
				
Place loose in recycling bin	ALUMINUM AND TIN	Aluminum and tin food cans Foil plates and food trays Tin lids and can ends Lined cans are OK	No large items No scrap metal No coated foil wrappers No dirty metal No automotive oil containers	ALL aluminum, tin, foil, plastic, foam and glass items MUST be rinsed and clean Flatten cans as much as possible
				
	PLASTICS	Plastic containers labeled 1 & 2 on the bottom Plastic milk jugs Plastic detergent bottles	No medical items No foam, polystyrene or packing peanuts	Remove labels on tin, foil and aluminum items Labels may be left on plastic and glass items
				
	GLASS	Unbroken clear, green or brown glass bottles or jars ONLY	No plastic lids or caps - DISCARD No plate glass, light bulbs, mirrors, beverage glasses, ceramics or cookware	Discard all plastic caps from plastic and glass items Crush plastic items if possible
				

Curbside Recycling Guidelines Help Us *Recycle RIGHT*

NUMBER 1 & 2 PLASTIC BOTTLES



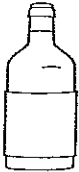
Plastic narrow-mouth **BOTTLES** with a 1 or 2 on the bottom of the **BOTTLE**. Plastic 3-7 NOT ACCEPTED, only 1 & 2 **BOTTLES**. NO cups, NO tubs, NO trays, NO motor oil or antifreeze containers, even those with a 1 or 2 on the bottom. LEAVE LABELS ON. PLACE LOOSE IN BIN, NOT IN BAGS



RINSE, DISCARD LIDS, FLATTEN BEFORE RECYCLING

BOTTLES ONLY

CLEAR GLASS BOTTLES & JARS



Food and beverage glass containers only please. NO drinking glass, NO windowpanes, NO ceramics, NO dishes please, only food and beverage containers. LEAVE LABELS ON. PLACE LOOSE IN BIN, NOT IN BAGS.



RINSE & DISCARD LIDS PLEASE

TIN, ALUMINUM CANS



Any food or beverage tin, steel or aluminum can is accepted. NO pie tins, NO foil & NO scrap metal please. PLACE LOOSE IN BIN, NOT IN BAGS

RINSE BEFORE RECYCLING

NEWSPAPER, JUNK MAIL & MAGAZINES/CATALOGS & OCC



Recycle your magazines, catalogs, cardboard/boxboard and newspaper with the inserts that come with the newspapers. NO telephone books, Place loose in bin, tucked to one side or you may place NEWS in a brown paper bag, no plastic grocery bags please. BUNDLE MAGAZINES/CATALOGS/CARDBOARD WITH RUBBERBAND OR STRING. MAXIMUM SIZE OF 2' X 2' BUNDLES

TUCK PAPER TO ONE SIDE OF RECYCLE BIN

NOTES OF IMPORTANCE:

- Place the bin at the curb before 6:00 AM on your collection day.
- Collection will take place on an every other week basis see enclosed
- Place the bin in full view from the street so the driver can see it.
- Remember; discard all lids and no miscellaneous items please.

Thank you in advance for your recycling efforts!